




FOCAL POINT

<http://assabetvalleycc.com> - The club meets on the first and third Wednesdays of each month except July and August. Meetings are hybrid - in person at the Hudson Senior Center, 29 Church St., Hudson and on Zoom. Meetings begin at 7:00 PM with a 15 minute social time and at 7:15 a brief business meeting. Programs start at 7:30 PM. Email us at avcc.digital@hotmail.com for more information or if you wish to attend as a guest.



A Monastery Perched Atop a Giant Rock - The Holy Trinity - Dawn Law

In this Issue:

Note From Our President	p 2
Note from the Editors	p 3
<u>Program Info</u>	p 4
<u>Competition Info</u>	p 8
<u>Member Snapshot</u>	p 9
Members' Lens	
<u>Zooming Out</u>	p 13
<u>Zooming In</u>	p 15
<u>Tips - Landscapes</u>	p 18
The Bigger Picture	
<u>Workshops & Programs</u>	p 21
<u>Photography Exhibits</u>	p 23
<u>Photography Contests</u>	p 23
<u>AVCC Organization</u>	p 25

"No matter how beautiful architecture men can make, they will never create such a wonderful thing as a tree." - Pier Luigi Nervi

Note from Our President

The Holiday Season is in full swing. I hope everyone had a great Thanksgiving. I have a lot to be thankful for including being a member of AVCC with so many amazing people/photographers/artists! Each of you shares your creativity, wisdom, advice, time, treasure and talent to make AVCC a strong, vibrant, and fun club. Thank you all very much for everything you do all year long!

After our last competition, well, it seems like after every competition, there was/is discussion regarding judging. Each judge brings their own unique background and perspective. One judge may like an image where filters or other effects are used, another may not like that look. We are fortunate in a way that we have three judges (as compared with clubs that use only one judge) as one bad score from a judge does not necessarily impact a member's overall yearly score. It is important to note that we should not just go out and capture images with the sole intent of submitting them for competition, however when you submit images for competition, you should be aware there are general dos and don'ts that will make your image more competitive. Critiques during competition are a great way to learn the dos and don'ts, but wouldn't it be great to have that information prior to submitting your image? We are fortunate to have club members Maureen and Todd Mathieson, who have both judged competitions and have conducted presentations on judging. Maureen and Todd will present the January program on judging to give us a better understanding from the other side of the judging screen.

The Holiday Season can be very stressful, so remember to take a few minutes to destress and enjoy quiet/relaxing time by capturing the images Mother Nature and the Holiday Season offer us.

Best wishes to everyone for a Safe and Happy Holiday Season!

John



Through the trees - Cathy Robotis

"The clearest way into the Universe is through a forest wilderness." - John Muir

Note from the Editors

Hard to believe we are on the cusp of the holidays and 2024! What were some of your experiences with photography and with the club this year? One presentation that seems to have caught many members' attention and motivation to try it, is Silvana Della Camera's presentation on ICM. Members are commenting that it is fun and freeing, and some have been sharing their attempts at this slightly radical mode of using the camera. You will find some ICM attempts in this issue.

December's Member Snapshot is Robyn Saur. Members who joined in the Covid Era might not have ever met Robyn in person since she Zooms in from Port Charlotte, FL, or Falmouth, MA. We hear about her bike trips with fellow member John Gill, but wow, is that the tip of the iceberg for biking! See what she's up to with photography these days by clicking on the links in the interview to see what she is learning about.

Late fall and early winter can present some challenges in terms of outdoor and nature photography. Not only is there less of a color palette to work with, but many animals and birds are not as active or colorful either. Some non-snowy winter suggestions are: shoot in B&W; focus on shape, texture and composition; if this time of year is depressing to you, purposely try to capture that mood in your images; in clear winter air, shoot nighttime landscapes and cityscapes. Capture ice and frost patterns. Of course, there is also Still Life as well, which happens to be December's Print category. See the Tips section for more details on Landscape photography. And consider re-visiting Dec 2022's recorded presentation on Winter Landscape Photography by David Long, available through the AVCC website.

Cathy, Mary and Lynn wish everyone light and peace in this season.

"It is the life of the crystal, the architect of the flake, the fire of the frost, the soul of the sunbeam. This crisp winter air is full of it." - John Burroughs



Image Courtesy of John Gill

December Program

AVCC is pleased to present “Ultimate Landscapes – Photographing Trees & Forests” presented by Paul Nguyen on Wednesday, December 6, 2023 at 7:30 PM. The presentation will be on Zoom. There is no in-person meeting. The Zoom meeting room opens at 7:00 with a 15 minute social time followed by AVCC business at 7:15. Nonmembers interested in attending as guests should email avcc.digital@hotmail.com .

Paul Nguyen

Professional Photographer Paul Nguyen has lived and worked from coast to coast across the U.S., and has over 30 years of experience in film and digital photography. He specializes in digital photography of natural landscapes and wildlife from around the world.

In April 2017, he served in the prestigious National Park Artist in Residence program at Petrified Forest, Arizona, and continues to create programs for the National Park Service. His work also includes an exclusive assignment as a photographer for the Boston Museum of Science, and a position as a program guide and brand ambassador for Swedish outfitter Fjällräven.

His images have been licensed by organizations such as the Nature Conservancy, Tamron USA, Amazing New England Artworks, and numerous local and international publications, and his outstanding image-making and teaching have gained him equipment sponsorships from Tamron USA and Sun Surveyor.

Paul lives and works out of Flagstaff, AZ, and can be seen promoting and selling his work at art shows across the southwest. He is also a lecturer and contest judge for camera clubs and the New England Camera Club Council. The Boston Camera Club awarded him Judge of the Year honors for 2015-2016.

To learn more about Paul and his work visit his [website](#).



Paul in Gougane Barra

Continued on next page

Images Property and Courtesy of Paul Nguyen

“Ultimate Landscapes – Photographing Trees & Forests”

Go beyond the basics of landscape photography and learn specifically how to capture the unique essence of trees and forests. Through special considerations for composition, equipment, weather, and timing, professional photographer Paul Nguyen will reveal how he creates his striking, elegant images of woodland environments.



Dark Hedges - Paul Nguyen

“In nature, nothing is perfect and everything is perfect. Trees can be contorted, bent in weird ways, and they’re still beautiful.” - Alice Walker

Continued on next page

December Program - Paul Nguyen - continued from page 5

Images Courtesy and Property of Paul Nguyen



Into the Woods - Paul Nguyen



Twins Reach - Paul Nguyen



Tree and Crater - Paul Nguyen



Boston from the Duck Tour Boat - Liz Krouse

Looking Ahead - AVCC 2023-2024 Program Schedule

Date	Program	Presentor
9/6/23	"What I did this Summer" Member Slideshows	AVCC Members
10/4/23	"Architecture Abstracts"	Angie McGonagle
10/25/23	<i>*Special Program in Honor of Elliot Mednick</i>	Essdras Suarez
11/1/23	"ICM - More than just Pretty"	Silvana Della Camera
12/6/23	Photographing Trees and Forests	Paul Nguyễn
1/3/24	"What were they Thinking?" How images are judged	Todd and Maureen Mathieson
2/7/24	"Flower and Garden Photography"	Irene Sacilotto
3/6/24	"A Murmur in the Trees"	Suzanne Revy
4/3/24	"The Natural Look" HDR Imaging	Hazel Meredith
5/1/24	"How I got that Image" Member Presentations	AVCC Members
6/5/24	Image of the Year Awards	

Link to the club website calendar for all deadline, program, and competition dates: [AVCC Calendar](#)

Or find it on the AVCC website by clicking on "Organization" at the top of the page, then "Club Calendar" in the dropdown list.

Competitions 2023-2024

Monthly Competitions:

The club holds monthly image competitions including three categories: print, digital and open. The images are judged by a panel of three judges using a scale of 3.0-10. The final score for an image is the total of the three scores. See the [AVCC webpage](#) for more information about the rules and procedures for monthly competitions as well as the PSA and NECCC competitions. Pay particular attention to the PSA definitions for “Nature”, [Monochrome](#), and [Travel](#) submissions.

Schedule of Monthly Competition Category Topics & Submission Dates

Month	Print (Details TBD)	Digital	Open	Digital and Open Submission Date
September		Monochrome	Open	9/13/2023
October	Tools	Nature	Open	10/11/2023
November	N/A	Architectural Detail	Open	11/8/2023
December	Still Life	Nature	Open	12/13/2023
January	Open	In the Woods	Open	1/10/2024
February	Entryways	Nature	Open	2/14/2024
March	Nature	Creative (In or out of camera)	Open	3/13/2024
April	Open	Nature	Open	4/10/2024
May	Open	Things that Fly or are Airborne (in honor of Elliot)	Open	5/8/2024

PSA and NECCC

Image Selections to the PSA & NECCC Interclub Competitions are made by the representatives to each organization. Individual entries can also be made to PSA competitions if you are a member. Our PSA representative is Todd Mathieson; our NECCC representative is Robyn Saur..

NECCC has moved to have individual print competitions rather than interclub print competitions at this time. The NECCC Individual Print Competition will be hosted at the Greater Lynn Photographic Association (GLPA). The categories are B&W (mono) and Color. Competitions will be held on Nov. 4, 2023 and April 6, 2024. More details can be found here: <https://greaterlynnphoto.org/NECCC>.

FYI: PSA Guidelines for Borders: (not recommended for Nature) but if any border is added to a Nature, Travel or PJ image it must be a small border of a neutral color (gray tones). There are no border restrictions in the PID Color or Monochrome Division.

Member Snapshot

Robyn Saur

Robyn has two main passions that she heartily pursues and contributes to: photography and biking. Robyn has been involved in numerous camera clubs over the years, including AVCC since 1991. She has taken on many roles in those clubs. Robyn's major contributions to AVCC include being president for several years in the 90's, and planning and leading all of the following AVCC tours: the Grand Circle Tour of national parks in AZ and UT; the Balloon Fiesta in Albuquerque; the North and South Rims of the Grand Canyon; Amish Country; Washington State; Florida; Longwood Gardens, PA; New Hampshire in Winter; San Francisco; and Yosemite. She is currently AVCC's representative for NECCC.

Robyn lives in Port Charlotte, FL during the winter, and Falmouth, MA during the warm months. She belongs to "Photo Adventures" in Port Charlotte. "Photo Adventures" is a club of 8-10 people who take a "challenge" to learn something new every month. They get together and analyze the images members have taken. It is not a competition; it is for learning and exploring new techniques and subjects. Robyn shares an example of one such expert, who has amazing images in astrophotography - Mike Jensen <https://www.mikejensenphotography.com/>



Image Courtesy of Robyn Saur

Continued on next page

Member Snapshot - Robyn Saur - continued from page 9

Robyn grew up in Marlboro, MA, is married and has two children (Falmouth and North Carolina) and 4 grandchildren. Robyn lived in Marlboro until she retired, then she and her husband moved to Falmouth. She moved down to Port Charlotte, FL when her mother became in need of care and she went to help her sister take care of her mother.



Image Courtesy of Robyn Saur

Robyn worked in business offices and then later as a professional photographer for a Hudson studio for 8-9 years. She had some formal photography training through courses at the New England School of Photography. In her professional career she did wedding photography, and sports photography for local towns. Robyn says she found digital photography very expensive to transition to. And since she didn't want to do wedding photography any longer anyway, she sold all her equipment so that she could tell people she couldn't do their weddings when they asked. She used the proceeds from the sales of her film equipment to switch to digital.

Robyn started serious biking in 2007. She had liked to bike and saw an article in the local paper about a bike club. When she joined and went to her first "ride," she realized that the bike she had wouldn't do, so she upgraded. While she might have "liked" biking before, she has become passionate since. She's gone cross-country or coastal trips three times with Bubba's Pampered Pedalers – San Diego to St. Augustine; Seattle to Boston; and Canada to Mexico along the Pacific Coast. The trips are approximately two months long, doing about 60 miles per day. The "pampered" part is that all gear is transported, meals made and camp set up by the company. Robyn did the southern route trip – San Diego to St. Augustine - after she retired, then the west coast trip, then the northern trip. She has only the East Coast one to do to finish the square.

Meanwhile, she has also gone on Bike and Barge trips in Europe with <https://www.tripsite.com/bike-boat/>. She took on the role of photographer and put together photo books for the participants. She went to Germany twice and France once. For ease of doing the photography, she took a course on iPhone photography <https://iphonephotographyschool.com/author/emil/>




Image Courtesy of Robyn

Continued on next page

Member Snapshot - Robyn Saur - continued from page 10

When asked what her favorite trips have been, Robyn says, “I love all my trips. I love the beauty of Switzerland, the flowers of Germany, the mountains of Austria and the diversity of traveling cross country. I loved Glacier National Park.”

Robyn rides with fellow AVCC member John Gill and former member Debbie Milliken. They all travel in different areas of the country together. In her “spare” time Robyn volunteers for Bicycle Adventure Co. which does a long-distance trail trip - two 60-mile days; and two 40-mile days. It is on the St Johns River-to-Sea Loop, and goes from St Augustine, through Daytona, Edgewater, DeLand, Palatka and back to St Augustine, Fl.



Image Courtesy of Robyn Saur

So all those beautiful Cape Cod and Florida sunsets of Robyn’s that the club is treated to can be attributed to Robyn’s truly... riding off into the sunset.

© Lynn Kerner



Image Courtesy of Robyn Saur




Image Courtesy of Robyn Saur

Continued on next page



Image Courtesy of Robyn Saur



Crazy rose - Robyn Saur




Image Courtesy of Robyn Saur



Zooming Out - Members and AVCC in the greater photographic community - member exhibits, competitions, meetups, field trip opportunities, workshops, etc.

Zooming In - A Reflection, Musing, or Experience (travel, how I got that great shot, my favorite photo or place to shoot for example) shared by a member

Tips and Tricks - Members' shared suggestions for the Monthly Theme

The Bigger Picture - Happenings in the World of Photography

Many thanks to the following members for their contributions to this month's Newsletter: Cathy Robotis, Lynn Kerner, Mary Coombs, Doris Monteiro, Pam Meoli, Darlene Holman, John Mauro, Robyn Saur, Liz Krouse, John Gill, Linda Shelales.

Zooming Out

On the Wall at Cafe 641

This month Cafe 641 will feature the work of Dave Reynard. Dave is a founding member of the Assabet Valley Camera Club established in 1985. He was in charge of equipment, running the projector and keeping track of competition scores. His love of photography inspired his many travels, a favorite destination being the Albuquerque Annual Balloon Festival. He also enjoys fireworks, nature, and still life photography. Stop by Cafe 641 during December to see a sampling of his beautiful work.

Upcoming in January will be the work of Eric Frere.

"Taking pictures is savoring life intensely, every hundredth of a second." - Marc Riboud



*John Gill Getting it Just Right -
Mary Coombs*

Continued on next page

Liz Krouse

Reminder - Liz's image, "Blue Dasher Dragonfly" was selected for inclusion in the Small Stones Festival of the Arts exhibition in December at the Grafton Public Library, Friday, December 8 - December 17. For more information click here: [Small Stones Festival](#).

Photo Opportunities


Mary Coombs

Get ready! On April 8, 2024 we will experience a total eclipse of the sun (eclipse2024.org). The path of totality runs from Mexico through Texas, the central US, up into parts of western and northern New York, Vermont, New Hampshire, and Maine. In our area (Worcester) we will experience approximately 93% totality. If you are interested in photographing the eclipse there are many sites with information and tips to do so safely. You must have protective glasses to view the eclipse and special lenses (as simple as Mylar lens coverings) to photograph it. It pays to gear up and practice in advance. If you want lodging in an area that will experience totality I suggest you look now.

To see the path of the eclipse and use a simulator for your area click this link: [Eclipse 2024](#).

For information and tips for eclipse photography click this link: [Eclipse photography](#).

Save the Date! Saturday, February 3, The Assabet Valley Camera Club is planning to host Hi-Jinx - a day filled with fun and inspiring indoor photo opportunities at the Hudson Senior Center. Some of the set ups available to experiment with will include photographing water drops, high key photography, flat lay, still life, macro photography, green screen, black light, and more. The day provides a wonderful opportunity to engage your creativity and socialize with other club members. More information to follow via email and next month's newsletter.



"Sometimes I would like to describe the smell of the forest. It is damp wood, stone, moss, something loose in the ground, a principle of fruit and berries and leaves, the wild hair of some animal." - Fabrizio Caramagna

Image Courtesy of John Gill

Zooming In

Tips from our Members

We asked our members for any **tips for landscape photography** they might want to share and **for their favorite spots to shoot landscape images**:

Linda Shelales: Icehouse Pond on Concord Rd just off rte 2A is one of my favorite autumn foliage spots. Also the Assabet River National Wildlife Refuge just outside of Hudson; actually on Hudson Rd in Sudbury. I love the mix of colorful trees, water reflections & the chance to spy a heron or dragonflies while there. Outside of MA: I love Portland Light & Kancamagus Trail. At the east end of that trail, there's a river that runs over countless huge smooth glacial rocks. I enjoy this area because you can access a variety of views due to BOTH an adjacent trail & a small bridge - & the freedom of being able to walk out on those glacial rocks, depending on conditions.

We asked our members for any **recommendations they might have for photography tours**:

Darlene Holman: I recently took a photo trip with Lisa Langell Photography in July called The Magic of Alaska. Here is her link. She once did a program for the club. <https://langellphotography.com/events/>. Also, John Slonina is from this area and does photo tours. He also did a program for us. Contact information: <https://www.sphotography.com>

Tips for websites of interest:

Lynn Kerner: Here are some photography links related to landscape photography, winter photography, and fine art/ICM photography that may be of interest. Check them out!

<https://www.befunky.com/learn/winter-photography-ideas/>

“In the Woods” Theme:

<https://www.photocrowd.com/blog/207-15-simple-ideas-forest-and-woodland-photography/>

Winter photography – Dave Long lives in Shrewsbury, MA and travels extensively through New England. He presented a program on Winter Photography to the club last year.

See his work at www.davelongphoto.com and follow him on www.instagram.com/davidlong3653

Scott Aspinall: Landscape Photography – lots of winter shots and an article on Light.

<https://www.scottaspinall.com/landscape-photography-guide/>


Aaron Reed, Fine Art Photographer: abstract, landscape, macro – Many winter shots, and ICM – Gorgeous (!) stuff. <https://www.aaronreedphotography.com/>

<https://www.aaronreedphotography.com/gallery/fine-art-abstract-photography/>

Continued on next page

Zooming in - continued from page 15


In my Travels - Venice - Images Property and Courtesy of Pam Meoli




Continued on next page

Zooming In - continued from page 16

More beautiful ICM photos submitted by members in response to the Newsletter request:




Fall Palette - Lynn Kerner



ICM NEBG Birch Trees - Darlene Holman



ICM Boardwalk People - Darlene Holman



Untitled - Pam Meoli

"You will find something more in woods than in books. Trees and stones will teach you that which you can never learn from masters." - Saint Bernard

Tips and Tricks - December's Theme: Landscape Photography

Tips for Landscape Photography

We all enjoy witnessing a beautiful landscape. We may see a world of possibility in that wide open vista or look within ourselves and contemplate how small we are in the grand scheme of things. Landscape photos and paintings adorn the walls of the homes, personal spaces, offices, and buildings we enter every day, and landscape photography is considered to be one of the most popular genres of photography, though some would argue it is also one of the most challenging. Landscape photography captures a natural or outdoor scene in a creative, compelling way. While landscape photography most often involves nature scenes, cityscapes may also fit within the realm from a broader perspective. According to Adobe.com, landscape photography incorporates as much compositional work as still life photography, and photographer Nada Zabih described it as a “game of shapes.” We have put together some tips and tricks for you to consider as you prepare to hit the great outdoors for your next landscape photo shoot. As always, if you are considering submitting your images competitively, please check the rules of the governing body to ensure that you meet their criteria.

Preparing for your landscape photo shoot

- You will be outdoors, so make sure you check the forecast and come prepared. You may encounter rugged conditions.



Fall Day at the Lake - Nick Andruzzi

- Camera: Experts recommend a DSLR or mirrorless camera with high image resolution. Smartphone cameras tend to produce inferior quality images when it comes to landscape photography because of their technical limitations.
- In terms of lenses, the ideal lens for landscape photography would be 35 mm or below. Professionals tend to use lenses that are less than 24 mm for their landscape work.
- Bring a sturdy tripod. You want your images to be tack sharp, and a tripod will allow you to work with slower shutter speeds.
- Bring a shutter release.
- Consider bringing a polarizing filter.

It will help manage reflections, suppress glare, and darken the skies to a deeper blue, allowing the clouds to pop more.

- If it will be a bright day, also consider working with an ND filter because this will filter out some of the light, allowing you to work with a slower shutter speed.

Continued on next page

Tips for Landscape Photography - continued from page 18

Setting the scene

- You will want to plan your photo session to take advantage of the natural light. The golden and blue hours work best.
- Compose your image using the rule of thirds, and you will want to frame your image purposefully. Try to incorporate a sense of balance.
- Use a larger depth of field, and make sure you have something interesting in the foreground, midground, and background.
- Interesting foreground elements may include rocks, plants, or puddles of water. They will help ensure that your photo is not flat. Water can act as a mirror.
- You may consider adding a human element. A tiny human in a landscape shot can add a sense of perspective or scale. However, if you add a human element, it should not be the main subject of the image.
- Use leading lines; elements such as fences, tree lines, and roads can be used to emphasize depth and focus.
- Try different vantage points, and look for something unique about a particular view.
- When photographing a mountain range, try to incorporate several layers comprised of different colors and levels of contrast to increase depth and add life to the image.
- Make sure your focus is tack sharp, and ensure that your horizon line is straight.
- Pay attention to the sky. Cloud formations add interest.

Lighting Effects

- Dark, intense outdoor lighting makes for powerful landscape images. It adds mystery and can result in images that are breathtaking, or even dismal or hostile.
- Shadows can increase the sense of depth.
- Storms can convey a sense of moodiness and foreboding.
- Fog/mist can promote a sense of melancholy.
- Sunlight shining through fog/mist can appear otherworldly, with a mystic quality.
- Bright lighting creates a soft, ethereal scene and may convey gentleness, optimism, and liveliness.



Foggy Morn on the Assabet 2 - Mary Coombs

"Nothing is more beautiful than the loveliness of the woods before sunrise."

- George Washington Carver

Continued on next page

Tips for Landscape Photography - continued from page 19

What are the predominant colors of your landscape images?

- Blues convey a sense of depth and stability, though darker hues may take on a more sinister quality.
- Red is the color of passion, danger, and rage.
- Yellows are associated with happiness, energy, and warmth.
- B&W images promote shapes, angles, texture, and lines.

Camera settings

- Shoot in RAW.
- Consider shooting in manual.
- Use a lens hood to prevent flares on bright days.
- ISO 100-400 is ideal.
- In terms of aperture, f/11 is a good starting point, but you may find that f/16-f/22 works better. Working with a narrower aperture may require adjustments in ISO and/or shutter speed to ensure that adequate light reaches the sensor.
- You can use a slower shutter speed to capture movement. Remember to use your tripod! A tripod is recommended for a shutter speed slower than 1/250 for landscape photography. You should set the shutter speed for at least 2 seconds to capture the movement of water. If you are capturing moving animals or people, you will need a shutter speed of about 1/60.
- If your camera has a setting for “landscape,” you can try to use it to see what settings the camera uses and the quality of the resulting image. You can then tweak those settings in a different mode until you find settings that please you.



Colorful Lampshade
- Cathy Robotis

Sources:

Rei.com, kuhl.com, exposureguide.com, adobe.com, adorama.com, canon.ie, expertphotography.com, pixie.com, exposureguide.com, serenavsworld.com, digitalphotographyschool.com, fstoppers.com.



Brandon Falls B&W
- Richard Tranfaglia




Image Courtesy of John Gill

The Bigger Picture

Upcoming Photography Workshops and Programs

Hunts Photo Walks and Education (edu.huntsphoto.com)

- Beginner Photography Series - Hunt's Photo Melrose, 12/17/23, 11 am - 3 pm, \$89.99.
- Online: Digital Photography Basics 1: Exposure, the big 3 settings, modes, & more, 12/5/23, 7 pm, \$20.
- Hunt's Photo Walk: Holiday Lights at La Salette, Attleboro, MA, 12/5/23, 6 pm to 9 pm.
- Hunt's Photo Walk: Holiday Lights in Historic Downtown Boston, 12/8/23, 5 pm to 8 pm.
- Hunt's Portrait Workshop: Posing for Couples - Holiday Edition, Newburyport, MA, 12/9/23, 9 am to 12 pm.
- Food Photography Series: Holiday Baked Goods, Melrose, 12/9/23, 10 am to 3 pm.
- Online: Digital Photography Basics 2: Focus, lenses, depth of field, RAW, and more, 12/12/23, 7 pm, \$20.
- Hunt's Photo Walk: Holiday Lights in Portsmouth/Strawberry Banke Candlelight Stroll, 12/15/23, 4 pm to 8 pm.
- Holiday Macro & Tabletop Photography Workshop (Manchester): 12/17/23, 10 am to 3 pm, \$149.99.



*Architect Miguel Rosales for the Zakim Bridge -
Darlene Holman*

Boston Photography Workshops (bostonphotographyworkshops.com)

- They offer online and in-person classes on a variety of topics, including: Digital Cameras I & II, Better Composition/Photowalk, Organizing Photos, Night Photography, Food Photography, Portraiture, and Lightroom Classic.

Greater Lynn Photographic Association - 564 Boston St. Lynn, MA

- One day Basic Digital Photography course taught by Barbara Rozavsky, HonNEC.
- Saturday, 12/9/23, 9 am - 3:30 pm, non members \$50.
- Registration information: [Basic Digital Photography](#).

Continued on next page

Photography Workshops and Programs - continued from page 21

Worcester State University (ed2go.com)

- Photography Suite: Bundle of 72 course hours, \$335.
- Discover Digital Photography: 24 course hours over 6 weeks, \$115.
- Mastering your Digital SLR or Mirrorless Camera: 24 course hours over 6 weeks, \$115.
- Secrets of Better Photography: 24 course hours over 6 weeks, \$125.
- Photographing Nature with your Digital Camera: 24 course hours over 6 weeks, \$115.
- Photographing People with your Digital Camera: 24 course hours over 6 weeks, \$115.
- Intro to Lightroom Classic CC, 24 course hours over 6 weeks, \$129.
- Photoshop Elements for the Digital Photographer, 24 course hours over 6 weeks, \$129.

Lisa and Tom Cuchara (Photography by Lisa and Tom)

- Many workshops and online presentations (some have already passed) by two of our favorite presenters.
- Click this link for more information: [Photography by Lisa and Tom](#).



Peony Trio - Jane Parker

Continued on next page

The Bigger Picture - continued from page 22

Photography Exhibits

Griffin Museum of Photography, Winchester, MA

- Boston University MFA students in print media and photography at the Lafayette City Center Passageway (10/2/23-1/7/24).
- Jake Benzinger: Like Dust Settling in a Dim-lit Room (or Starless Forest); 11/21/23-1/14/24.
- Cody Bratt: The Other Stories; 10/19/23-12/10/23.
- Janice Koskey: Illuminating the Archive; 10/19/23-12/10/23.
- Chris Rauschenberg & Meggan Could: Leaving their Mark: Studio Practice; 10/31/23-12/10/23.
- David Johnson & Philip Matthews: Wig Heavier than a Boot; 10/19/23-12/10/23.

Fitchburg Art Museum, Fitchburg, MA

- Dialogues, Diasporas, and Detours through Africa (10/14/23-1/14/24).
- Capital Vice: Politics of the Seven Deadly Sins (10/14/23-1/14/24).

Acton Public Library, Acton MA

- Wheat: New photographs of the Palouse by Neal Rantoul.
- Reception and gallery talk Sunday, 12/10 from 2 pm - 4 pm.
- Gallery talk at 2:30 with refreshments.

Upcoming photography contests

Sony World Photography Awards

- Deadline: 1/5/24.
- You can submit 3 images for free.
- Images have to have been taken in 2023.
- Categories: Architecture, Creative, Motion, Landscapes, Lifestyle, Natural World, Wildlife, Object, Portraiture, Street Photography, Travel.
- Contact: worldphoto.org.

2023 Guest Photo Contest at Backroads

- You can submit a maximum of 25 digital photos showing your backroads trip.
- Deadline: 12/31/23.
- There are cash prizes.
- Contact: backroads.com photo contest



Blue Mosque - Glenn Fund

The Big Picture

- This is a weekly travel photography competition sponsored by The Telegraph.

Continued on next page

The Bigger Picture - Continued from Page 23

Annual Photography Awards 2023

- Deadline: 12/10/23.
- Themes: Aerial, Abstract, Architecture, Cityscapes, Conceptual, Documentary, Fashion, Fine Art, Landscape, Macro/Micro, Multi-categories, Nature, Nudes, Open, People, Portrait, Photo manipulation, Photojournalism, Seascapes, Street, Travel, Urban, Wildlife.
- There are cash prizes.
- Website: annualphotoawards.com

Monovision Photo Awards 2024

- Deadline: 1/21/24.
- Fee: \$25/series, \$20/single.
- Cash prizes.
- Themes: Abstract, Architecture, B&W, Cityscapes, Conceptual, Documentary, Fashion, Fine art, Landscape, Macro/micro, Nature, Nudes, Panoramic, People, Portrait, Photomanipulation, Photojournalism, Seascapes, Street, Travel, Wildlife.
- Contact: monovisionawards.com

Natural Landscape Photography Awards

- Deadline: 7/31/24.
- Entry fees: \$15/1 submission; \$40/6 submissions; \$60/12 submissions; \$100/18 submissions.
- Cash prizes.
- Theme: Landscape, Nature.
- Contact: naturallandscapeawards.com

Wildlife Photographer of the Year 2023

- Exhibition at the Natural History Museum in London, UK.
- Deadline: 12/7/23.
- Entry fee: £30/£35.
- Cash prizes.
- Themes: Wildlife, Nature, Landscape.
- Contact: www.nhm.ac.uk/wpy



Tending the Nest - Doris Monteiro

“Go to the winter woods: listen there, look, watch, and the “dead months” will give you a subtler secret than any you have yet found in the forest.” - William Sharp



AVCC is a member of the following organizations:

NECCC



PSA



AVCC website:

<https://www.assabetvalleycc.com>

2023-2024 Executive Board Members:

- President: John Mauro
- Vice President: Mary Coombs
- Secretary: Pam Meoli
- Treasurer: Glenn Fund



Lisbon Doorway - John Gill

Editors' Note:

Many(!) club members work behind the scenes in various capacities to make the club run smoothly, to engage with the greater community, to reach out to prospective members, to communicate about our organization through the Facebook page, the AVCC website, the Focal Point Newsletter, the Action Unlimited, and provide opportunities for competition, exhibitions, fun, learning, and camaraderie. To see (most) of the volunteer positions and members please refer to your 2023-2024 Member packet. Consider volunteering!